

Level 10 Technical Skills Check List 2017-18 Edition

Major Keys: C, Db, Gb/minor keys: A, G, and Bb

1. Below each key is a **blank BOX to use for tally-keeping** to keep track of your practice
2. **"Keys" Boxes:** fill in the "O" **black (●)** to show *black keys*, leave blank (O) for *white keys*. Underneath *spell letters* of scale/chord.

Scales

I. Major & Minor Scales, 4 8ves HT. ♩ = 120; play sixteenth notes

C Major	Db Major	Bb Major
Keys: O O O O O O O O - - - - -	Keys: O O O O O O O O - - - - -	Keys: O O O O O O O O - - - - -
Tips/Patterns/Fingering:	Tips/Patterns/Fingering:	Tips/Patterns/Fingering:
A harmonic minor	A melodic minor	G harmonic minor
Keys: O O O O O O O O - - - - -	Keys: O O O O O O/O O/O O - - - - - / - / - -	Keys: O O O O O O O O - - - - -
Tips/Patterns/Fingering:	Tips/Patterns/Fingering:	Tips/Patterns/Fingering:
G melodic minor	Bb harmonic minor	Bb melodic minor
Keys: O O O O O O/O O/O O - - - - - / - / - -	Keys: O O O O O O O O - - - - -	Keys: O O O O O O/O O/O O - - - - - / - / - -
Tips/Patterns/Fingering:	Tips/Patterns/Fingering:	Tips/Patterns/Fingering:

II. Formula Pattern Scales, 4 8ves HT. ♩ = 108; play sixteenth notes (Major and harmonic minor only)

C Major	Db Major	Bb Major
Tips/Patterns/Fingering:	Tips/Patterns/Fingering:	Tips/Patterns/Fingering:
A harmonic minor	G harmonic minor	Bb harmonic minor
Tips/Patterns/Fingering:	Tips/Patterns/Fingering:	Tips/Patterns/Fingering:

III. Formula Pattern Chromatic Scale beginning on C. ♩ = 100; play sixteenth notes

--	--

III. vii^{o7} Arpeggios (within Level 10 minor keys only) 4 8ves HT. J = 92; play sixteenth notes

A minor	G minor	Bb minor
Keys: O O O O - - - -	Keys: O O O O - - - -	Keys: O O O O - - - -
Tips/Patterns/Fingering	Tips/Patterns/Fingering	Tips/Patterns/Fingering

Chords & Cadences


I. Blocked Octave Chords (4 notes, double the root), all inversions, 3 8ve HT J = 112; play half note speed

C Major	Db Major	Bb Major
Keys: O O O O - - - -	Keys: O O O O - - - -	Keys: O O O O - - - -
Tips/Patterns/Fingering:	Tips/Patterns/Fingering:	Tips/Patterns/Fingering:
A minor	G minor	Bb minor
Keys: O O O O - - - -	Keys: O O O O - - - -	Keys: O O O O - - - -
Tips/Patterns/Fingering:	Tips/Patterns/Fingering:	Tips/Patterns/Fingering:


II. Major Cadence: I – IV - I 6/4 – V7 – I (single-note bass in LH, RH plays chords in close position)

J = 92; play quarter notes


C Major






Db Major



Bb Major



III. Minor Cadence: $i - iv - i^{6/4} - V^7 - i$ (single-note bass in LH, RH plays chords in close position)
♩ = 92; play quarter notes

A minor	
	 A musical staff with a grand staff (treble and bass clefs) for the key of A minor. The staff is currently empty, intended for the student to write the cadence: i - iv - i ^{6/4} - V ⁷ - i.
G minor	
	 A musical staff with a grand staff (treble and bass clefs) for the key of G minor. The staff is currently empty, intended for the student to write the cadence: i - iv - i ^{6/4} - V ⁷ - i.
Bb minor	
	 A musical staff with a grand staff (treble and bass clefs) for the key of Bb minor. The staff is currently empty, intended for the student to write the cadence: i - iv - i ^{6/4} - V ⁷ - i.