

## Level 6 Technical Skills Check List 2017-18 Edition

Major Keys: Ab and F#/minor keys: f and f#

1. Below each key is a **blank BOX to use for tally-keeping** to keep track of your practice
2. **"Keys" Boxes:** fill in the "O" **black (●)** to show *black keys*, leave blank ( O ) for *white keys*. Underneath *spell letters* of scale/chord.

### Scales

#### I. 2 Octave Scales HT. ♩ = 50; play sixteenth notes

Ab Major	F# Major	F harmonic minor
Keys: O O O O O O O O	Keys: O O O O O O O O	Keys: O O O O O O O O
Patterns/Tips/Fingering:	Patterns/Tips/Fingering:	Patterns/Tips/Fingering:
F melodic minor	F# harmonic minor	F# melodic minor
Keys: O O O O O O/O O/O O	Keys: O O O O O O O O	Keys: O O O O O O/O O/O O
Patterns/Tips/Fingering:	Patterns/Tips/Fingering:	Patterns/Tips/Fingering:

**II. Chromatic Scale beginning on D, 2 octaves HT. ♩ = 120; play eighth notes**

	Patterns/Tips/Fingering:
--	--------------------------

**III. Formula Pattern Scale, 2 octaves HT. ♩ = 50; play sixteenth notes**

Ab Major	F# Major
Patterns/Tips/Fingering:	Patterns/Tips/Fingering:

**Arpeggios**

**I. 2 Octaves HTJ = 80; play eighth notes**

Ab Major	F# Major	F minor	F# minor
Keys: O O O _ _ _	Keys: O O O _ _ _	Keys: O O O _ _ _	Keys: O O O _ _ _
Patterns/Tips/Fingering:	Patterns/Tips/Fingering:	Patterns/Tips/Fingering:	Patterns/Tips/Fingering:

## Chords & Cadences



### I. Broken V7 Chords, all inversions, 2 octaves HS. J = 76; play eighth notes

Ab Major RH	F# Major/f# minor RH	F minor RH
Keys: O O O O _ _ _ _	Keys: O O O O _ _ _ _	Keys: O O O O _ _ _ _
Patterns/Tips/Fingering:	Patterns/Tips/Fingering:	Patterns/Tips/Fingering:
Ab Major LH	F# Major/f# minor LH	F minor LH
Patterns/Tips/Fingering:	Patterns/Tips/Fingering:	Patterns/Tips/Fingering:



### II. Broken Octave Chords (4 notes, double the root), all inversions, 2 8ve HT J = 92; play eighth notes

Ab Major	F# Major	F minor	F# minor
Keys: O O O O _ _ _ _	Keys: O O O O _ _ _ _	Keys: O O O O _ _ _ _	Keys: O O O O _ _ _ _
Patterns/Tips/Fingering:	Patterns/Tips/Fingering:	Patterns/Tips/Fingering:	Patterns/Tips/Fingering:

III. Major Cadence: I – IV – V<sup>7</sup> - I (root in LH, RH plays chords in close position) ♩ = 60; play quarter notes

Ab Major	
	 A musical staff with a grand staff (treble and bass clefs) for the key of Ab Major. The staff is currently empty, intended for a cadence exercise.
F# Major	
	 A musical staff with a grand staff (treble and bass clefs) for the key of F# Major. The staff is currently empty, intended for a cadence exercise.

IV. minor cadence: i – iv – V<sup>7</sup> - i (root in LH, RH plays chords in close position) ♩ = 60; play quarter notes

F minor	
	 A musical staff with a grand staff (treble and bass clefs) for the key of F minor. The staff is currently empty, intended for a cadence exercise.
F# minor	
	 A musical staff with a grand staff (treble and bass clefs) for the key of F# minor. The staff is currently empty, intended for a cadence exercise.