

## Level 7 Technical Skills Check List 2017-18 Edition

Major Keys: Db and F/minor keys: Bb and d

1. Below each key is a **blank BOX to use for tally-keeping** to keep track of your practice
2. **"Keys" Boxes:** fill in the "O" **black** (●) to show *black keys*, leave blank (O) for *white keys*. Underneath *spell letters* of scale/chord.

### Scales

#### I. Major and Minor Scales, 4 8ves HT. ♩ = 66; play sixteenth notes

Db Major	F Major	Bb harmonic minor
Keys: O O O O O O O O _ _ _ _ _ _ _ _	Keys: O O O O O O O O _ _ _ _ _ _ _ _	Keys: O O O O O O O O _ _ _ _ _ _ _ _
Tips/Patterns/Fingering:	Tips/Patterns/Fingering:	Tips/Patterns/Fingering:
Bb melodic minor	d harmonic minor	d melodic minor
Keys: O O O O O O/O O/O O _ _ _ _ _ / _ / _	Keys: O O O O O O O O _ _ _ _ _ _ _ _	Keys: O O O O O O/O O/O O _ _ _ _ _ / _ / _
Tips/Patterns/Fingering:	Tips/Patterns/Fingering:	Tips/Patterns/Fingering:

#### II. Formula Pattern Scales, 4 8ves HT. ♩ = 66; play sixteenth notes (Major only)

Db Major	F Major
Tips/Patterns/Fingering:	Tips/Patterns/Fingering:

## Arpeggios

### I. Triad Arpeggios (root position & 1st inversion), 4 8ves HT. J = 60; play sixteenth notes

Db Major	F Major	Bb minor	D minor
Root Position: O O O _____ (letters)	Root Position: O O O _____ (letters)	Root Position: O O O _____ (letters)	Root Position: O O O _____ (letters)
1 <sup>st</sup> Inversion: O O O _____ (letters)	1 <sup>st</sup> Inversion: O O O _____ (letters)	1 <sup>st</sup> Inversion: O O O _____ (letters)	1 <sup>st</sup> Inversion: O O O _____ (letters)

### II. V<sup>7</sup> Arpeggios 2 8ves HT (within Level 7 Major and minor keys). J = 60; play sixteenth notes

Db Major	F Major	Bb minor	D minor
Keys: O O O O _____	Keys: O O O O _____	Keys: O O O O _____	Keys: O O O O _____
Tips/Patterns/Fingering	Tips/Patterns/Fingering	Tips/Patterns/Fingering	Tips/Patterns/Fingering

## Chords & Cadences

### I. Blocked V<sup>7</sup> Chords (all inversions), 2 8ves HT (Major & minor) J = 80; play quarter notes



Db Major	F Major	Bb minor	D minor
Keys: O O O O - - - -	Keys: O O O O - - - -	Keys: O O O O - - - -	Keys: O O O O - - - -
Tips/Patterns/Fingering	Tips/Patterns/Fingering	Tips/Patterns/Fingering	Tips/Patterns/Fingering

### II. Broken vii<sup>07</sup> Chords (all inversions), 2 8ves HS (within Level 7 minor keys only).



J = 50; play sixteenth notes

Bb minor	d minor
Keys: O O O O _ _ _ _	Keys: O O O O _ _ _ _
Tips/Patterns/Fingering	Tips/Patterns/Fingering

III. Major Cadence: I – IV – V<sup>7</sup> - I (root in LH, RH plays chords in close position)  
J = 72; play quarter notes

Db Major	
	 A grand staff consisting of two five-line staves. The upper staff has a treble clef and the lower staff has a bass clef. The staves are currently empty, intended for the student to write the notes for the Db Major cadence.
F Major	
	 A grand staff consisting of two five-line staves. The upper staff has a treble clef and the lower staff has a bass clef. The staves are currently empty, intended for the student to write the notes for the F Major cadence.

IV. Minor Cadence: i – iv – V<sup>7</sup> - i (root in LH, RH plays chords in close position)  
J = 72; play quarter notes

Bb minor	
	 A grand staff consisting of two five-line staves. The upper staff has a treble clef and the lower staff has a bass clef. The staves are currently empty, intended for the student to write the notes for the Bb minor cadence.
D minor	
	 A grand staff consisting of two five-line staves. The upper staff has a treble clef and the lower staff has a bass clef. The staves are currently empty, intended for the student to write the notes for the D minor cadence.

