

Level 9 Technical Skills Check List 2017-18 Edition

Major Keys: Gb and A/minor keys: f# and eb

1. Below each key is a **blank BOX to use for tally-keeping** to keep track of your practice
2. **"Keys" Boxes:** fill in the "O" **black** (●) to show *black keys*, leave blank (O) for *white keys*. Underneath *spell letters* of scale/chord.

Scales

I. Major & Minor Scales, 4 8ves HT. ♩ = 104; play sixteenth notes

| Gb Major | A Major | F# harmonic minor |
|--|--|--|
| | | |
| Keys: O O O O O O O O _ _ _ _ _ _ _ _ | Keys: O O O O O O O O _ _ _ _ _ _ _ _ | Keys: O O O O O O O O _ _ _ _ _ _ _ _ |
| Tips/Patterns/Fingering: | Tips/Patterns/Fingering: | Tips/Patterns/Fingering: |
| | | |
| F# melodic minor | Eb harmonic minor | Eb melodic minor |
| | | |
| Keys: O O O O O O/O O/O O _ _ _ _ _ _ / _ / _ _ | Keys: O O O O O O O O _ _ _ _ _ _ _ _ | Keys: O O O O O O/O O/O O _ _ _ _ _ _ / _ / _ _ |
| Tips/Patterns/Fingering: | Tips/Patterns/Fingering: | Tips/Patterns/Fingering: |
| | | |

II. Formula Pattern Scales, 4 8ves HT. J = 96; play sixteenth notes (Major and harmonic minor only)

| Gb Major | A Major | F# harmonic minor | Eb harmonic minor |
|--------------------------|--------------------------|--------------------------|--------------------------|
| | | | |
| Tips/Patterns/Fingering: | Tips/Patterns/Fingering: | Tips/Patterns/Fingering: | Tips/Patterns/Fingering: |

III. Formula Pattern Chromatic Scale beginning on B, 4 8ves HT. J = 96; play sixteenth notes

| | |
|--|--------------------------|
| | Tips/Patterns/Fingering: |
|--|--------------------------|

Arpeggios

I. Triad Arpeggios, all inversions, 4 8ves HT. J = 80; play sixteenth notes

| Gb Major | A Major | F# minor | Eb minor |
|---|---|---|---|
| Root Position: O O O <div style="text-align: center;"> _____ (letters) </div> | Root Position: O O O <div style="text-align: center;"> _____ (letters) </div> | Root Position: O O O <div style="text-align: center;"> _____ (letters) </div> | Root Position: O O O <div style="text-align: center;"> _____ (letters) </div> |
| 1 st Inversion: O O O <div style="text-align: center;"> _____ (letters) </div> | 1 st Inversion: O O O <div style="text-align: center;"> _____ (letters) </div> | 1 st Inversion: O O O <div style="text-align: center;"> _____ (letters) </div> | 1 st Inversion: O O O <div style="text-align: center;"> _____ (letters) </div> |
| 2nd Inversion: O O O <div style="text-align: center;"> _____ (letters) </div> | 2nd Inversion: O O O <div style="text-align: center;"> _____ (letters) </div> | 2nd Inversion: O O O <div style="text-align: center;"> _____ (letters) </div> | 2nd Inversion: O O O <div style="text-align: center;"> _____ (letters) </div> |

II. V⁷ Arpeggios all inversions, 4 8ves HT (within ALL Major and minor Level 9 keys). J = 80; play sixteenth notes

| Gb Major/f# minor (same V7!) | A Major | Eb minor |
|--|--|--|
| | | |
| Root Position: O O O _____ (letters) | Root Position: O O O _____ (letters) | Root Position: O O O _____ (letters) |
| 1 st Inversion: O O O _____ (letters) | 1 st Inversion: O O O _____ (letters) | 1 st Inversion: O O O _____ (letters) |
| 2nd Inversion: O O O _____ (letters) | 2nd Inversion: O O O _____ (letters) | 2nd Inversion: O O O _____ (letters) |
| 3rd Inversion: O O O _____ (letters) | 3rd Inversion: O O O _____ (letters) | 3rd Inversion: O O O _____ (letters) |

III. viii⁰⁷ Arpeggios 4 8ves HT. J = 80; play sixteenth notes



| F# minor | Eb minor |
|--------------------------|--------------------------|
| Keys: 0 0 0 0 - - - - | Keys: 0 0 0 0 - - - - |
| Tips/Patterns/Fingering | Tips/Patterns/Fingering |

Chords & Cadences



I. Blocked Octave Chords (4 notes, double the root), all inversions, 2 8ve HT J = 100; play half note speed

| Gb Major | A Major | F# minor | Eb minor |
|--------------------------|--------------------------|--------------------------|--------------------------|
| Keys: 0 0 0 0 - - - - | Keys: 0 0 0 0 - - - - | Keys: 0 0 0 0 - - - - | Keys: 0 0 0 0 - - - - |
| Tips/Patterns/Fingering | Tips/Patterns/Fingering | Tips/Patterns/Fingering | Tips/Patterns/Fingering |

II. Major Cadence: I – IV - I^{6/4} – V⁷ – I (single-note bass in LH, RH plays chords in close position)
♩ = 80; play quarter notes

| Gb Major | |
|----------|--|
| |  |
| A Major | |
| |  |

III. Minor Cadence: i – iv – i^{6/4} – V⁷ – i (single-note bass in LH, RH plays chords in close position)
♩ = 80; play quarter notes

| F# minor | |
|----------|--|
| |  |
| Eb minor | |
| |  |

